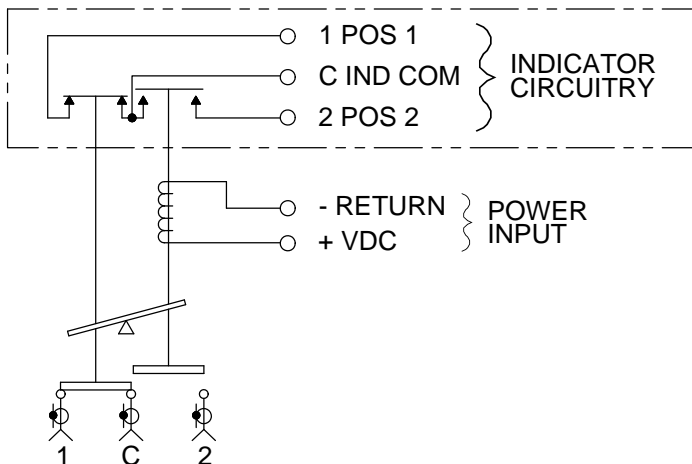




Coaxial Switch - SOC12EKF Series SPDT, 2.9mm, Failsafe, 1 Set Indicators

STANDARD - 1 SET INDICATORS

OPTION A - NO INDICATORS



SCHEMATIC DIAGRAM SHOWN
IN FAILSAFE POSITION 1

Frequency (GHz):	DC to 6.0	6.0 to 12.0	12.0 to 18.0	18.0 to 26.5	26.5 to 40.0
VSWR (Max):	1.3:1	1.4:1	1.5:1	1.7:1	2.0:1
Insertion Loss (Max):	0.3 dB	0.4 dB	0.5 dB	0.7 dB	0.9 dB
Isolation (Min):	70 dB Min.	60 dB Min.	60 dB Min.	55 dB Min.	50 dB Min.
Power (Max):	100 WCW	70 WCW	45 WCW	25 WCW	10 WCW

RF Impedance: 50 ohms
Voltage: See Table
Current: See Table
Switching Time: 20 mS Max.

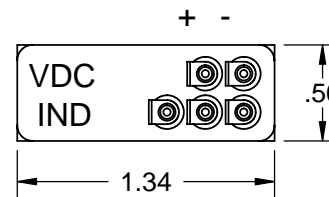
Material: Aluminum (RF Assy)
RF Contacts: Break Before Make
Finish: Iridite per MIL-DTL-5541, Type II Class 3
Cover Black

Temperature: Operating: 0°C to +70°C
Non-Operating: -40°C to +100°C
Humidity: 0 to 95%, No Condensation

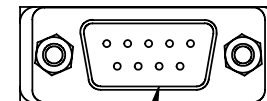
Weatherized Available

RoHS Compliant

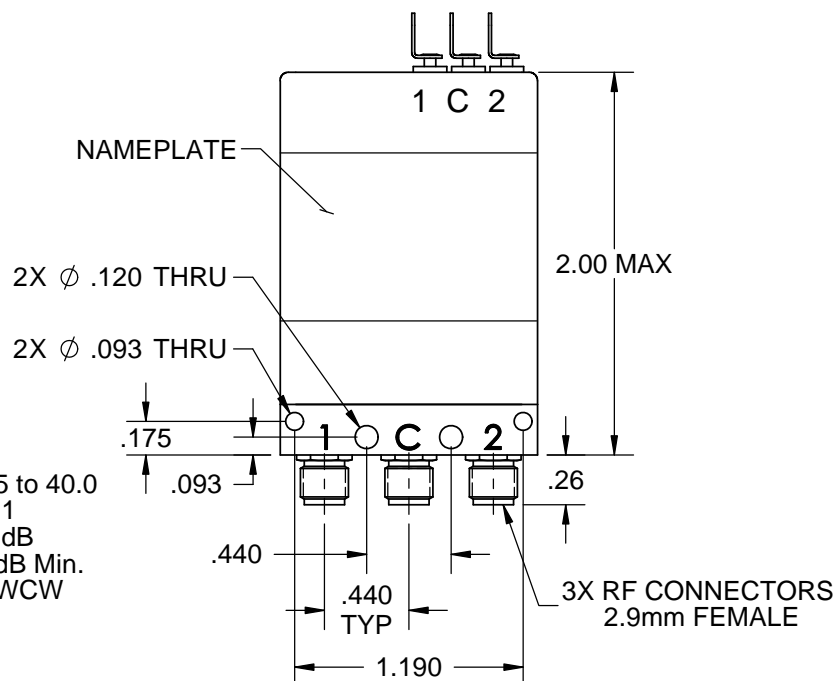
OPTION 1 - SOLDER TERMINALS



OPTION 4 - D-SUB



CONNECTOR
9 PIN MALE



OPTION	VOLTAGE	CURRENT @ 20° C
8	11 TO 13 VDC	300 mA Max @ 12 VDC
9	14 TO 16 VDC	250 mA Max @ 15 VDC
7	22 TO 26 VDC	250 mA Max @ 24 VDC
2	26 TO 30 VDC	280 mA Max @ 28 VDC

Model # ex. SOC12EKF 2 A 1
| | |
 Voltage Indicators Interface