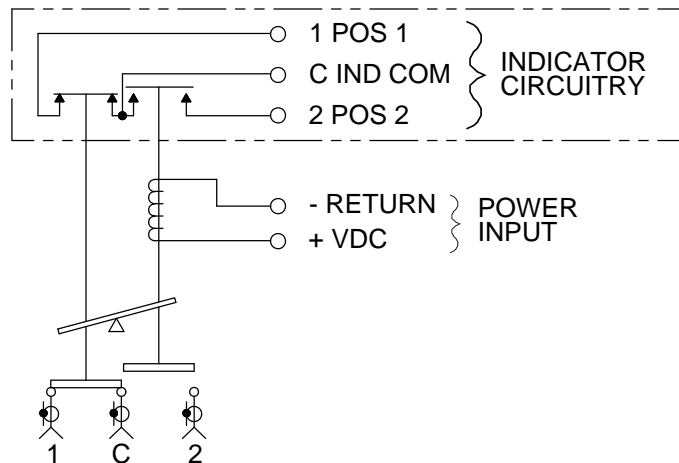




Coaxial Switch - SOC12GNF Series SPDT, Type "N", Failsafe, 1 Set Indicators

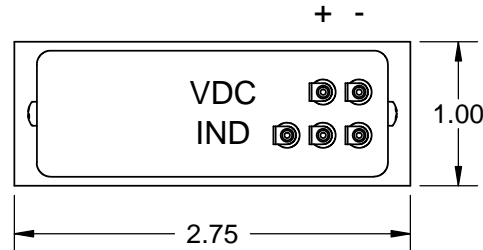
REV. A

STANDARD - 1 SET INDICATORS OPTION A - NO INDICATORS

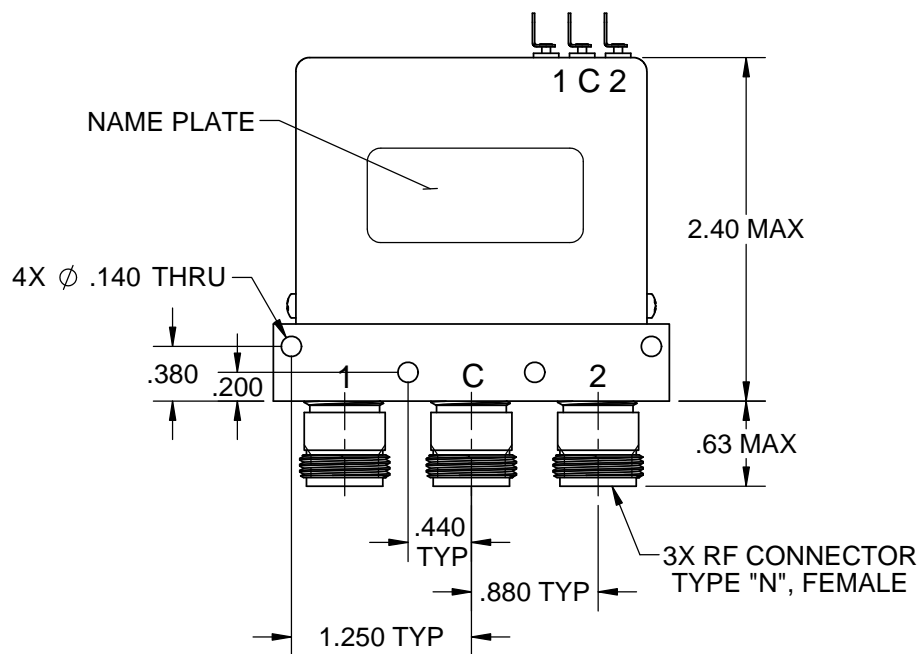
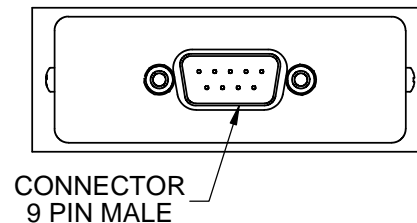


SCHEMATIC DIAGRAM SHOWN
IN FAILSAFE POSITION 1

OPTION 1 - SOLDER TERMINALS



OPTION 4 - D-SUB



Frequency (GHz)	DC to 3	3 to 8	8 to 12.4
VSWR (Max.)	1.2:1	1.35:1	1.5:1
Insertion Loss (Max.)	0.2 dB	0.35 dB	0.5 dB
Isolation (Min.)	80 dB	70 dB	60 dB
Power (Max.)	300 WCW	200 WCW	150 WCW

RF Impedance: 50 ohms
Voltage: See Table
Current: See Table
Switching Time: 20 mS Max.

Material: Aluminum (RF Assy)
RF Contacts: Break Before Make
Finish: Iridite per MIL-DTL-5541, Type II Class 3
Cover Black

Temperature: Operating 0 °C to +70 °C
Non-Operating -40 °C to +100 °C
Humidity: 0 to 95% , No Condensation

Weatherized Available

RoHS Compliant

OPTION	VOLTAGE	CURRENT @ 20° C
8	11 TO 13 VDC	300 mA Max @ 12 VDC
9	14 TO 16 VDC	250 mA Max @ 15 VDC
7	22 TO 26 VDC	250 mA Max @ 24 VDC
2	26 TO 30 VDC	280 mA Max @ 28 VDC

Model # ex. SOC12GNF 2 A 1
| | |
 Voltage Indicators Interface