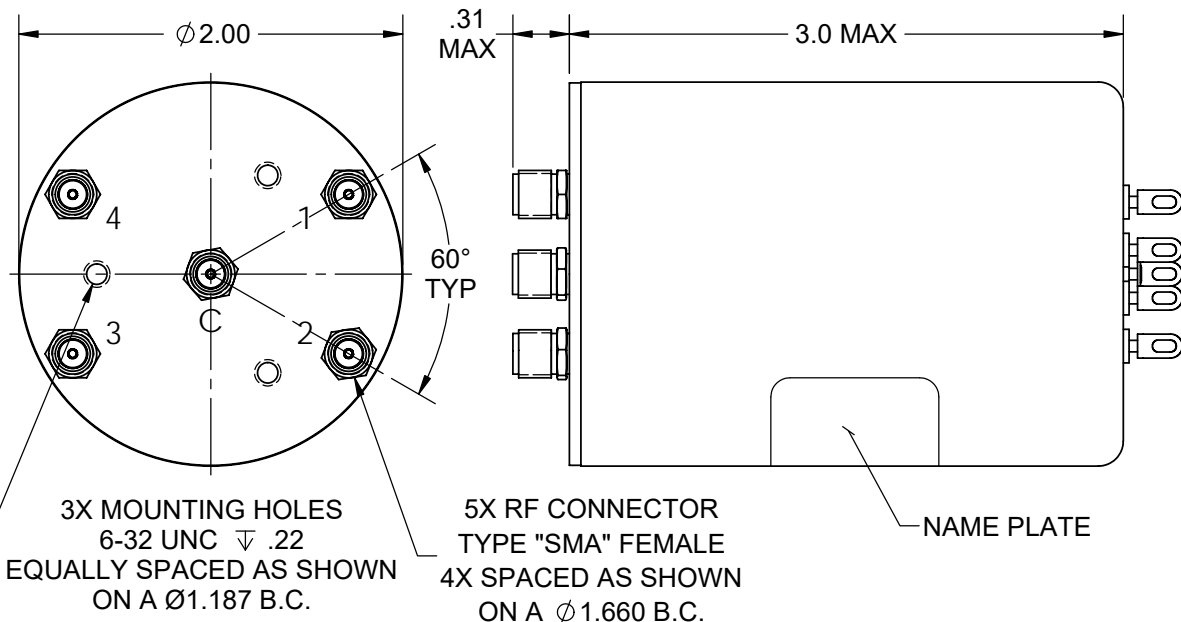




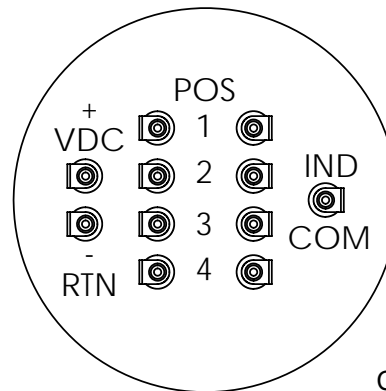
Coaxial Switch - S□TC14KML Series

SP4T, TTL, SMA, Latching, 1 Set Indicators

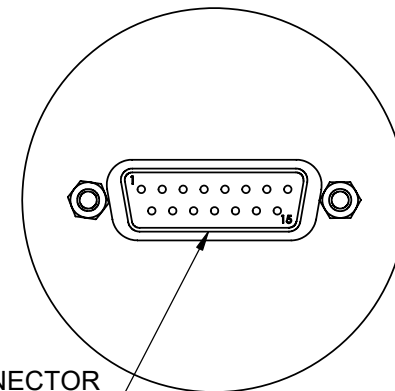
REV. A



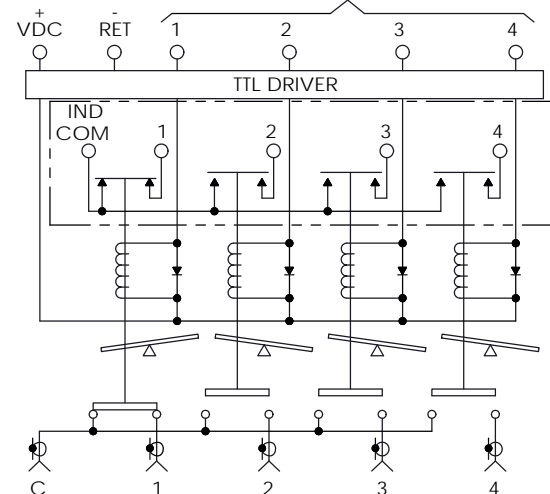
OPTION 1 - SOLDER TERMINALS



OPTION 4 - D-SUB



STANDARD - 1 SET INDICATORS OPTION A - NO INDICATORS
TTL CONTROL



SCHEMATIC SHOWN IN POSITION 1

OPTION	VOLTAGE	CURRENT @ 20° C
8	10 TO 14 VDC	500 mA Max @ 12 VDC
9	13 TO 18 VDC	350 mA Max @ 15 VDC
7	21 TO 28 VDC	225 mA Max @ 24 VDC
2	25 TO 32 VDC	240 mA Max @ 28 VDC

Frequency (GHz):	DC to 3.0	3.0 to 8.0	8.0 to 12.4	12.4 to 18.0
VSWR (Max):	1.2:1	1.3:1	1.4:1	1.5:1
Insertion Loss (Max):	0.2 dB	0.3 dB	0.4 dB	0.5 dB
Isolation (Min):	80 dB Min.	70 dB Min.	60 dB Min.	60 dB Min.
Power (Max):	100 WCW	75 WCW	60 WCW	45 WCW

RF Impedance:	50 ohms
Voltage:	See Table
Current:	See Table
TTL Logic:	
Voltage High:	2.4 to 5.5 VDC
Current High:	5 mA max. @ 5 VDC
Switching Time:	20 mS Max.

Material:	Aluminum (RF Assy)
RF Contacts:	Break Before Make
Finish:	Iridite per MIL-DTL-5541, Type II Class 3 Cover Black

STYLE	ENVIRONMENT	OPERATING TEMPERATURE	NON-OPERATING TEMPERATURE	HUMIDITY
SO	SHELTERED	0°C to +70°C	-40°C to +100°C	0 to 95%
SW	OUTDOOR	-40°C to +85°C	-55°C to +100°C	0 to 100%
SA	AIRBORNE	-54°C to +85°C	-55°C to +100°C	0 to 100%

RoHS Compliant (except AIRBORNE)

Model # ex. S□CT14KML [2] [A] [1]
 Style Voltage Indicators Interface