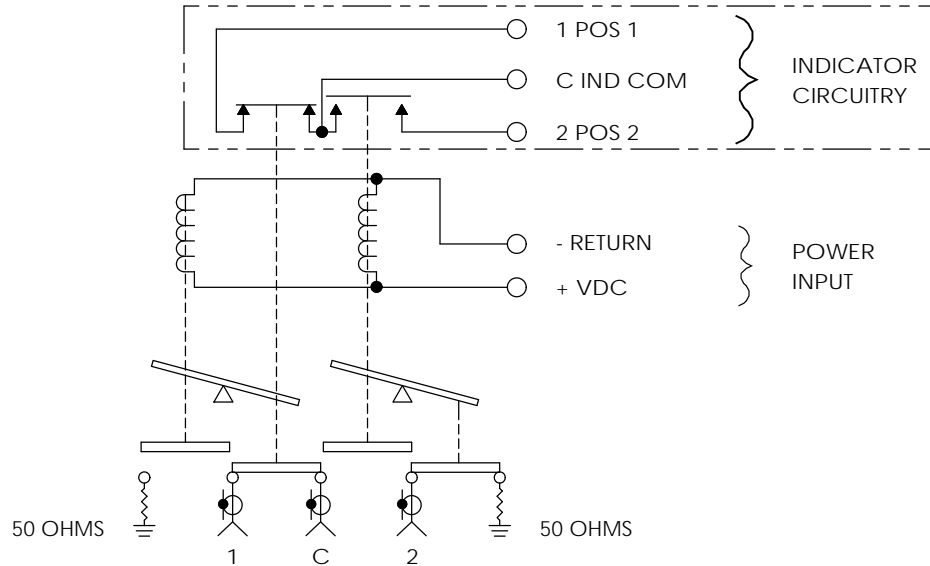




Coaxial Switch - TOC12EMF Series

Terminated, SPDT, SMA, Failsafe, 1 Set Indicators

STANDARD - 1 SET INDICATORS OPTION A - NO INDICATORS



SCHEMATIC DIAGRAM SHOWN IN FAILSAFE POSITION 1

Frequency (GHz):	DC to 3.0	3.0 to 8.0	8.0 to 12.4	12.4 to 18.0
VSWR (Max):	1.2:1	1.3:1	1.4:1	1.5:1
Insertion Loss (Max):	0.2 dB	0.3 dB	0.4 dB	0.5 dB
Isolation (Min):	80 dB Min.	70 dB Min.	60 dB Min.	60 dB Min.
Power (Max):	100 WCW	75 WCW	60 WCW	45 WCW

Termination Power: 1 Watt
 RF Impedance: 50 ohms
 Voltage: See Table
 Current: See Table
 Switching Time: 20 mS Max.

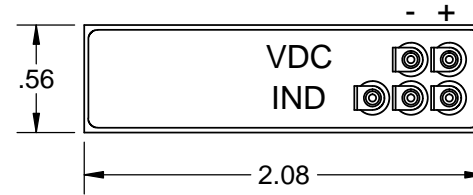
Material: Aluminum (RF Assy)
 RF Contacts: Break Before Make
 Finish: Iridite per MIL-DTL-5541, Type II Class 3
 Cover Black

Temperature: Operating: 0 °C to +70 °C
 Non-Operating: -40 °C to +100 °C
 Humidity: 0 to 95%, No Condensation

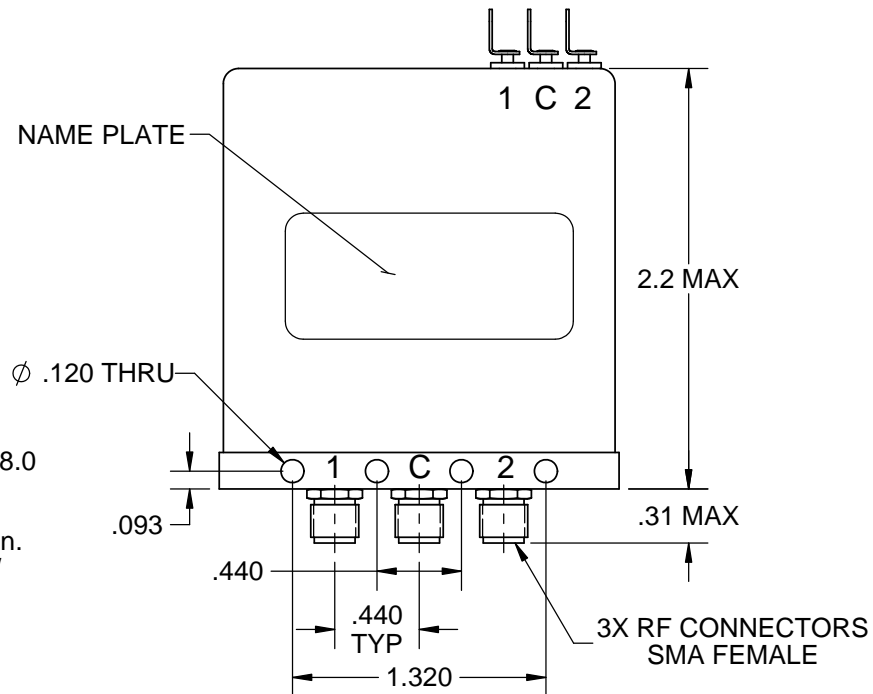
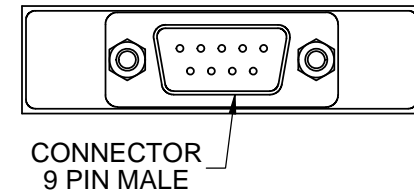
Weatherized Available

RoHS Compliant

OPTION 1 - SOLDER TERMINALS



OPTION 4 - D-SUB



OPTION	VOLTAGE	CURRENT @ 20° C
8	11 TO 13 VDC	300 mA Max @ 12 VDC
9	14 TO 16 VDC	250 mA Max @ 15 VDC
7	22 TO 26 VDC	250 mA Max @ 24 VDC
2	26 TO 30 VDC	280 mA Max @ 28 VDC

Model # ex. TOC12EMF 2 A 1
 Voltage Indicators Interface