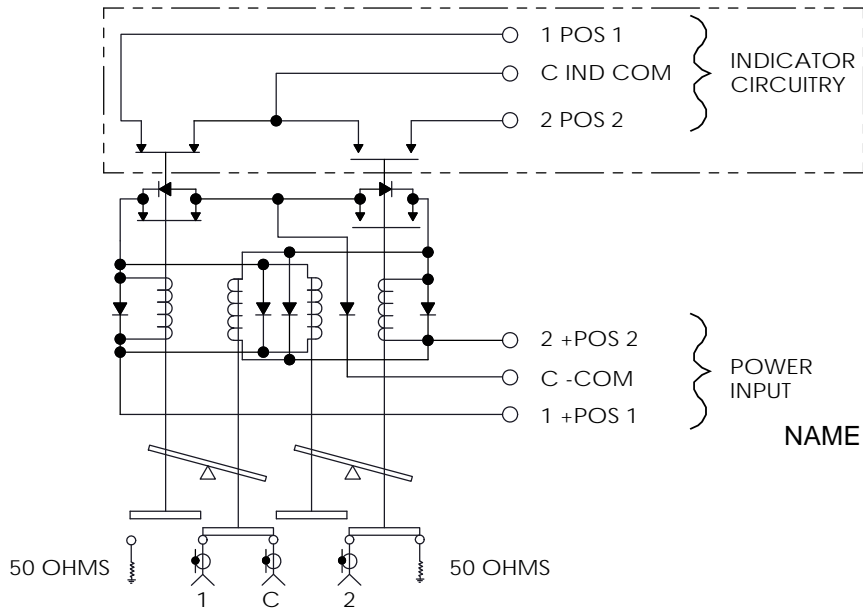




Coaxial Switch - TOC12GNL Series

Terminated, SPDT, Type "N", Latching, 1 Set Indicators

STANDARD - 1 SET INDICATORS OPTION A - NO INDICATORS



SCHEMATIC DIAGRAM SHOWN IN POSITION 1

Frequency (GHz)	DC to 3	3 to 8	8 to 12.4
VSWR (Max.)	1.2:1	1.35:1	1.5:1
Insertion Loss (Max.)	0.2 dB	0.35 dB	0.5 dB
Isolation (Min.)	80 dB	70 dB	60 dB
Power (Max.)	300 WCW	200 WCW	150 WCW

Termination: 1 Watt
 RF Impedance: 50 ohms
 Voltage: See Table
 Current: See Table
 Switching Time: 20 mS Max.

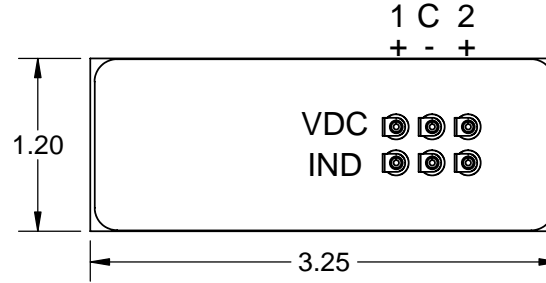
Material: Aluminum (RF Assy)
 RF Contacts: Break Before Make
 Finish: Iridite per MIL-DTL-5541, Type II Class 3
 Cover Black

Temperature: Operating 0 °C to +70 °C
 Non-Operating -40 °C to +100 °C
 Humidity: 0 to 95% , No Condensation

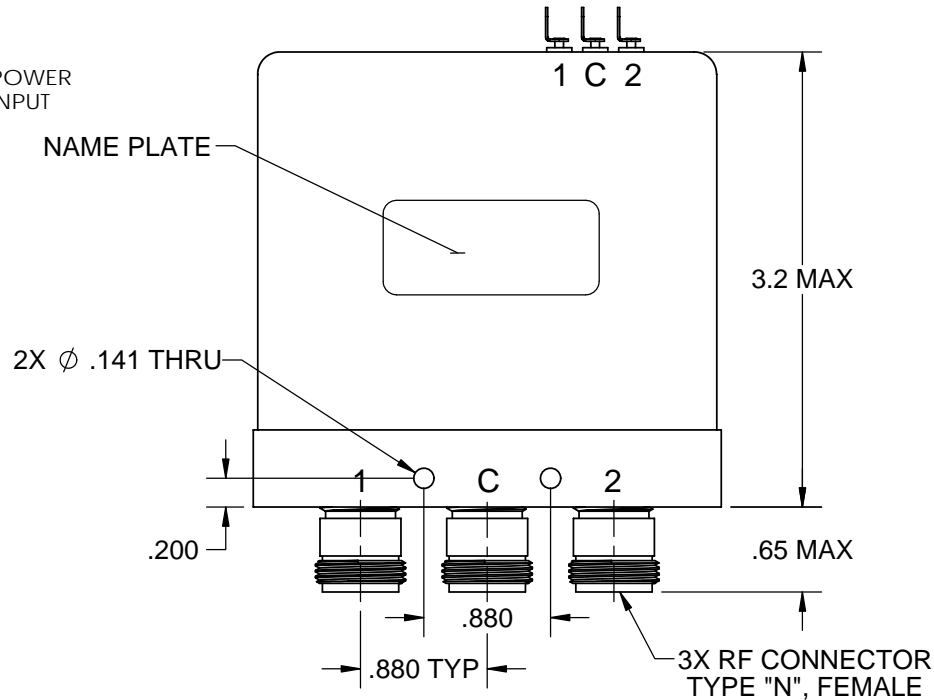
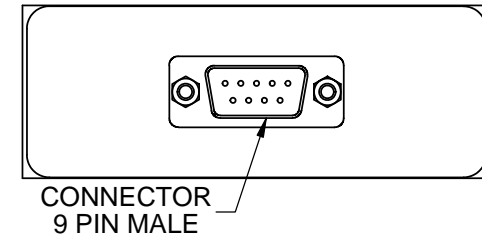
Weatherized Available

RoHS Compliant

OPTION 1 - SOLDER TERMINALS



OPTION 4 - D-SUB



OPTION	VOLTAGE	CURRENT @ 20° C
8	10 TO 14 VDC	300 mA Max @ 12 VDC
9	13 TO 18 VDC	200 mA Max @ 15 VDC
7	21 TO 28 VDC	250 mA Max @ 24 VDC
2	25 TO 32 VDC	180 mA Max @ 28 VDC

Model # ex. TOC12GNL 2 A 1
 Voltage Indicators Interface