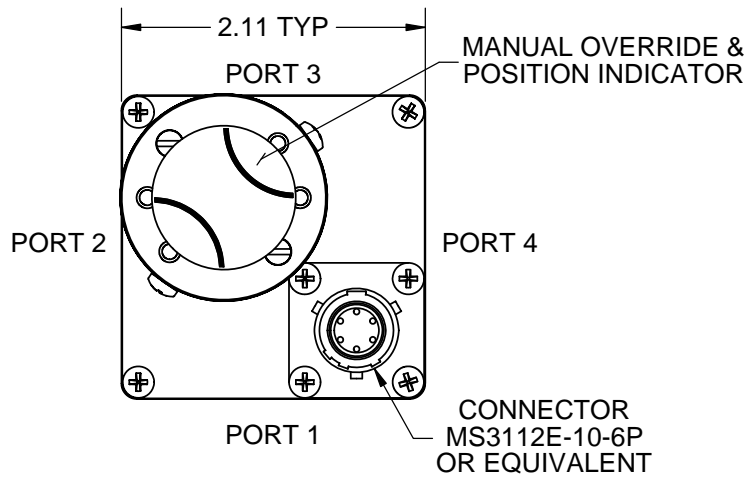


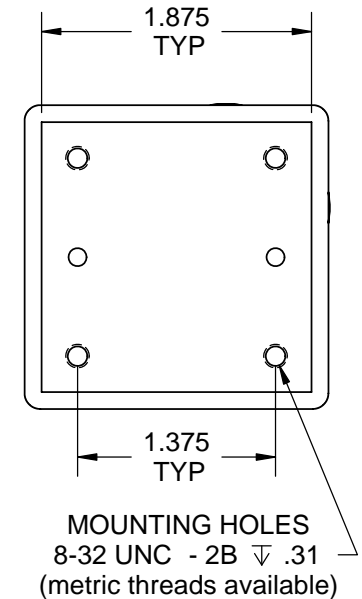
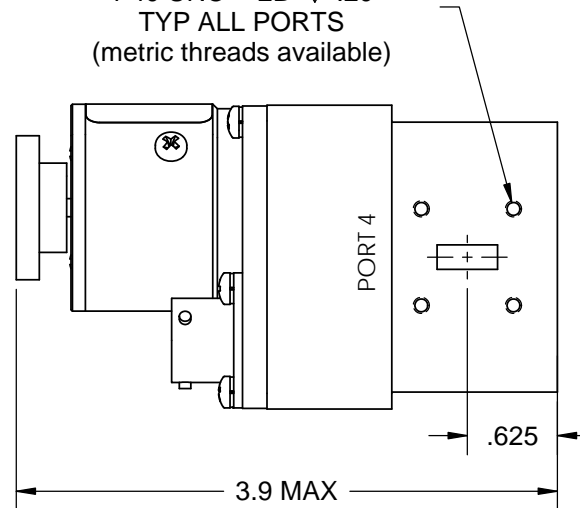


# Waveguide Switch - LM Series - WR42

REV. A



4X FLANGE MOUNTING HOLES  
4-40 UNC - 2B  $\nabla$  .20  
TYP ALL PORTS  
(metric threads available)



Frequency: 18.0 to 26.5 GHz  
VSWR: 1.10:1 Max.  
Insertion Loss: 0.15 dB Max.  
Isolation: 60 dB Min.

Flange: See Flange Table  
Voltage: See Voltage Table  
Switching Time: 80 mS Max.

Material: Aluminum (RF Assy)  
Finish: Iridite per MIL-DTL-5541  
Paint Dull Black Enamel  
Pressure: 30 PSIG (RF Head Only)  
Drive: Patented Logus I Motor

Temp: Operating: -40 °C to +85 °C  
Non-Operating: -55 °C to +100 °C  
Humidity: 0 to 95%, No Condensation

RoHS Available

ELECTRICAL CIRCUIT OPTIONS
NO INDICATORS
1 SET INDICATORS
2 SETS INDICATORS
3 SETS INDICATORS
4 SETS INDICATORS
INHIBIT CIRCUITS

DRIVE OPTIONS
LATCHING
PULSE LATCHING
FAILSAFE
TTL

VOLTAGE OPTIONS
12 VDC
15 VDC
24 VDC
28 VDC
48 VDC
115 VAC
230 VAC

FLANGE OPTIONS
COVER
GROOVE
CHOKE

