



Coaxial Switch - S□C22GNL Series DPDT, Type "N", Latching, 1 Set Indicators

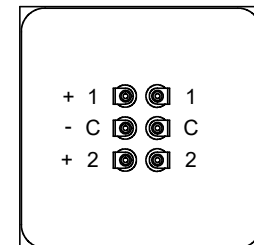
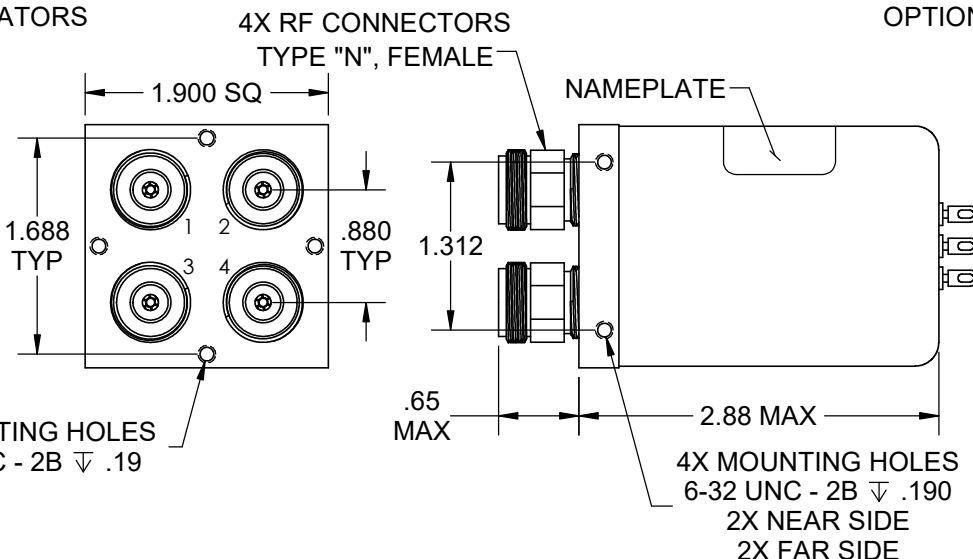
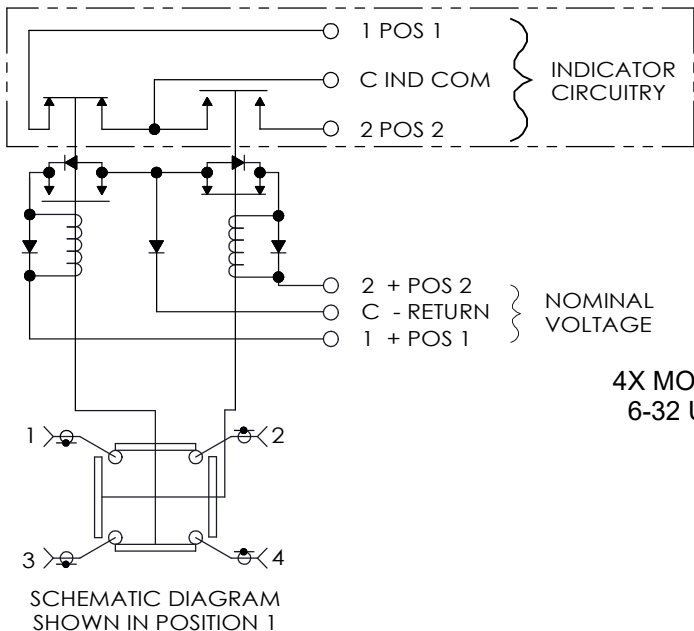
REV. B

STANDARD - 1 SET INDICATORS

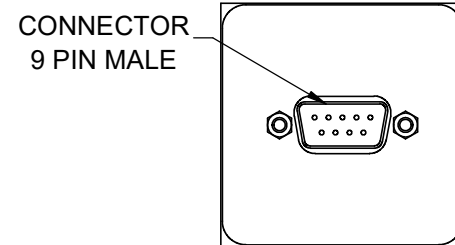
OPTION A - NO INDICATORS

4X RF CONNECTORS

OPTION 1 - SOLDER TERMINALS



OPTION 4 - D-SUB



Frequency (GHz)	DC to 3	3 to 8	8 to 12.4
VSWR (Max.)	1.2:1	1.35:1	1.5:1
Insertion Loss (Max.)	0.2 dB	0.35 dB	0.5 dB
Isolation (Min.)	80 dB	70 dB	60 dB
Power (Max.)	300 WCW	200 WCW	150 WCW

RF Impedance: 50 ohms
Voltage: See Table
Current: See Table
Switching Time: 20 mS Max.

Material: Aluminum (RF Assy)
RF Contacts: Break Before Make
Finish: Iridite per MIL-DTL-5541, Type II Class 3
Cover Black

STYLE	ENVIRONMENT	OPERATING TEMPERATURE	NON-OPERATING TEMPERATURE	HUMIDITY
SO	SHELTERED	0°C to +70°C	-40°C to +100°C	0 to 95%
SW	OUTDOOR	-40°C to +85°C	-55°C to +100°C	0 to 100%
SA	AIRBORNE	-54°C to +85°C	-55°C to +100°C	0 to 100%

RoHS Compliant (except AIRBORNE)

OPTION	VOLTAGE	CURRENT @ 20° C
8	10 TO 14 VDC	400 mA Max @ 12 VDC
9	13 TO 18 VDC	350 mA Max @ 15 VDC
7	21 TO 28 VDC	300 mA Max @ 24 VDC
2	25 TO 32 VDC	250 mA Max @ 28 VDC

Model # ex. S□C22GNL [2] [A] [1]
Style Voltage Indicators Interface